

# ZEUS 600W PRO 3.1

The ZEUS 600W PRO 3.1 is a powerful horticulture LED lighting fixture made for hobby and professional grow systems. This fixture has been reoptimized to deliver more light quantity, light quality and turn full cycle grows easier than ever. Equipped with highly efficient light-emitting diodes, the new ZEUS is built for maximum yields and quality crops.



**GROW OPTIMAL**

BY REQUESTING  
A LIGHT PLAN & REPORT



**LUMATEK**  
PROFESSIONAL LIGHTING

<b>3.1 EFFICACY</b> $\mu\text{mol}/\text{J}$	<b>1990 PPF</b> $\mu\text{mol}/\text{s}$			<b>LVD</b> CERTIFIED	<b>PLUG &amp; PLAY</b> 		<b>5 YEAR</b> WARRANTY
				<b>EMI</b> SUPPRESSION & <b>EMC</b> CERTIFIED		DESIGNED & ENGINEERED BY LUMATEK IN THE UNITED KINGDOM	

# LUMATEK

PROFESSIONAL LIGHTING

# ZEUS 600W PRO 3.1 LED

## PRODUCT SPECIFICATIONS

**PRODUCT CODE** LUMLED029

**LIGHT DISTRIBUTION** 120°

**LIGHT SOURCE** SAMSUNG LM301H EVO | OSRAM 4.24

**INPUT VOLTAGE** 220-240 V AC, 50/60 Hz

**INPUT POWER** 640 W (± 5%) @ 230 V AC

**EFFICACY** 3.1 μmol/J @230 V AC

**PPF** 1990 μmol/s

**FOOTPRINT** 1.5 x 1.5 m

**POWER FACTOR** 0.98

**DIMMING** DIMMER (INCL.) OFF-25-50-75-100%

**EXTERNAL CONTROL** CONTROL PANEL 2.0

OR UNIV. CONTROL 0-10 V

**NET WEIGHT** 13.5 Kg

**DIMENSIONS** 1182 x 1091 x 81 mm

**SPECTRUM** FULL SPECTRUM

**THERMAL MANAGEMENT** PASSIVE

**LIFETIME** L90 > 60000 hrs

**CCT** 3600 K

**QUANTITY OF LED BARS** 6

**QUANTITY OF DIODES** 2880 WHITE | 72 RED

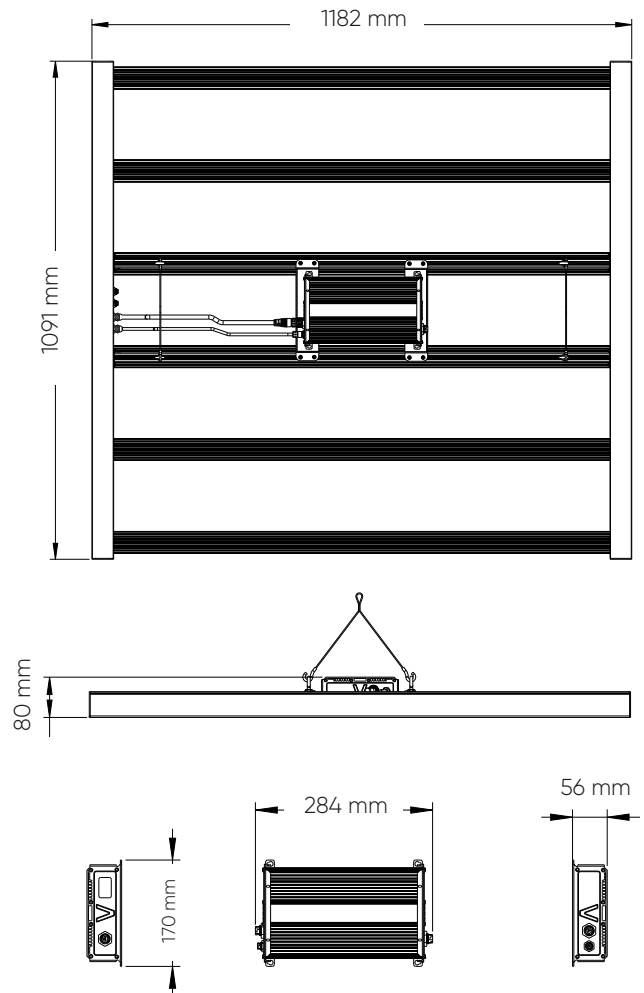
**IP RATING** IP65

**BTU** 2201 BTUs/h

**BTU (DRIVER REMOTE)** 2047 BTUs/h

**WARRANTY** 5 YEARS

**CERTIFICATIONS** CE, EMC, LVD



## INPUT POWER [W] AND CURRENT [A] PER DIMMING RANGE

@ 230 V

DIMMING	INPUT POWER [W]	INPUT CURRENT [A]
100%	640	2.71
75%	485	2.05
50%	320	1.35
25%	160	0.78

## ITEMS INCLUDED IN THE BOX

6 X LUMATEK 100W PRO 3.1 FULL SPECTRUM BARS

1 X LUMATEK 600W PRO 3.1 FRAME

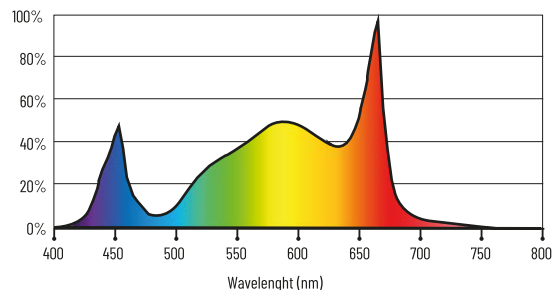
1 X LUMATEK 600W PRO DRIVER

1 X LIGHT DIMMER (OFF-25-50-75-100%)

2 X METAL CABLE HANGERS

1 X MANUAL

## SPECTRA



## AVAILABLE PARTS

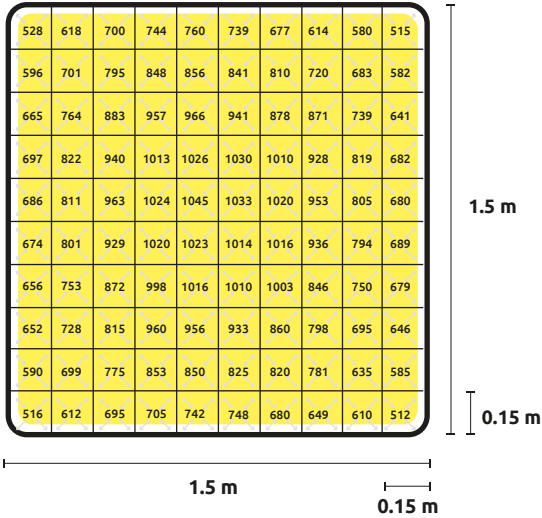
**LUMM0034** EU LED POWER PLUG CABLE

**LUMM0015** DAISY-CHAIN 5 M CONTROL CABLE

**LUMM0016** LED 5 M EXTENSION CABLES 2.0

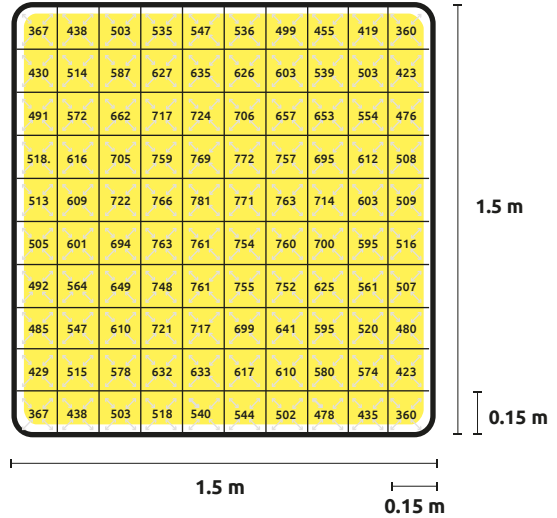
## FLOWERING STAGE

Walls reflection level: High  
 Distance between fixture and canopy: 50 cm  
 Canopy PPFD average: 796  $\mu\text{mol}/\text{m}^2/\text{s}$   
 Dimming (Power Consumption): 100% (640 W)



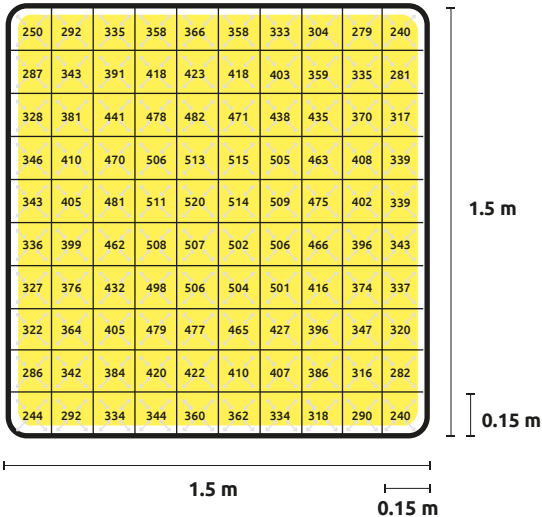
## VEGETATIVE STAGE

Walls reflection level: High  
 Distance between fixture and canopy: 50 cm  
 Canopy PPFD average: 590  $\mu\text{mol}/\text{m}^2/\text{s}$   
 Dimming (Power Consumption): 75% (485 W)



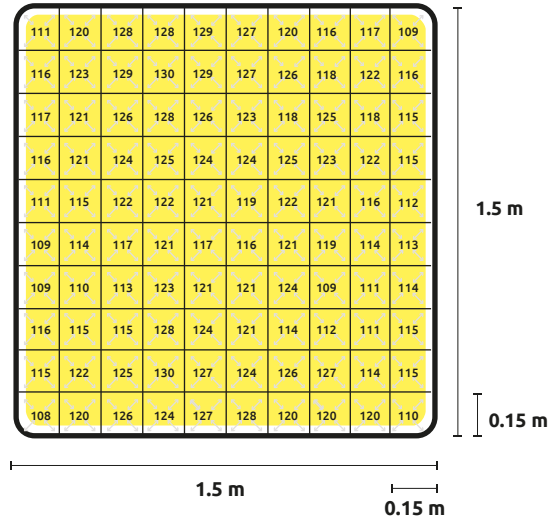
## MOTHERS STAGE

Walls reflection level: High  
 Distance between fixture and canopy: 50 cm  
 Canopy PPFD average: 400  $\mu\text{mol}/\text{m}^2/\text{s}$   
 Dimming (Power Consumption): 50% (320 W)



## CLONES STAGE

Walls reflection level: High  
 Distance between fixture and canopy: 150 cm  
 Canopy PPFD average: 120  $\mu\text{mol}/\text{m}^2/\text{s}$   
 Dimming (Power Consumption): 25% (160 W)



## SEEDLING STAGE

Walls reflection level: High  
 Distance between fixture and canopy: 60 cm  
 Canopy PPFD average: 180  $\mu\text{mol}/\text{m}^2/\text{s}$   
 Dimming (Power Consumption): 25% (160 W)

